

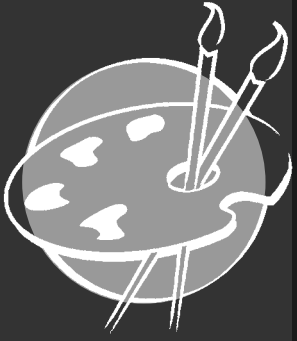
:fgpi`^\_k )''\*# )'() Af\_e =% B\ee\[p :\ek\i ]fi k\_\ G\i]fid`e^ 8ikj% DXp Y\ i\gif[IZ\[ ]fi \[IZXk`feXc Xe[ ZcXjjiffd gligfj\j fecp%



# Here Come the Clouds



Keep your collage to  
yourself. Allow children to  
discover their own  
expressions without adult  
examples.



INCLUDING ALL CHILDREN

READ WITH ME







# INTRODUCING AN ARTIST WITH DISABILITIES

## LEARNING LOG




Here Come the Clouds



# Rain Again?



INCLUDING ALL CHILDREN



LISTEN UP


ARTS EXPERIENCE





# INTRODUCING AN ARTIST WITH DISABILITIES





# LEARNING LOG



Rain Again?





# Favorite Season





INCLUDING ALL CHILDREN

READ WITH ME



VISUAL ARTS









# INTRODUCING AN ARTIST WITH DISABILITIES



# Favorite Seasons





Here Comes the Sun



D  
R  
A  
M  
A

INCLUDING ALL CHILDREN



FEELING HOT, COLD AND WET  
¥ Here Comes the Sun ¥

D  
R  
A  
M  
A



Consider adding pictures  
to the chart to illustrate

READ WITH ME



FEELING HOT, COLD AND WET  
¥ Here Comes the Sun ¥

LISTEN UP

ARTS EXPERIENCE



D  
R  
A  
M  
A



If children cannot figure out the activity, help them. If they still cannot figure it out, have the child pantomiming tell the class.



FEELING HOT, COLD AND WET  
¥ Here Comes the Sun ¥



# INTRODUCING AN ARTIST WITH DISABILITIES



Here Comes the Sun

# Storms and Sounds



D  
R  
E  
A  
M



FEELING HOT, COLD AND WET  
¥ Storms and Sounds ¥

D  
R  
A  
M  
A




INCLUDING ALL CHILDREN


READ WITH ME

Have children add sound effects as you read the story.










# Storms and Sour

D  
R  
A  
M  
A



D  
R  
A  
M  
A



READ WITH ME

LISTEN UP




FEELING HOT, COLD AND WET  
¥ Snow Sculptures ¥

ARTS EXPERIENCE



D  
R  
A  
M  
A




# LEARNING LOG





# Snow Sculpture






FEELING HOT, COLD AND WET

¥ Storm Dance ¥



INCLUDING ALL CHILDREN







e()-5(A)18(wews.)]39 21-4( pant9

the







# Wind Effects





INCLUDING ALL CHILDREN

READ WITH ME



LISTEN UP


ARTS EXPERIENCE




You may want to expand this discussion to include the use of maritime flags as signals.

Adjust the discussion to your locale and population.

FEELING HOT, COLD AND WET  
¥ Wind Effects ¥





FEELING HOT, COLD AND WET  
¥ Wind Effects ¥

## Wind Effects

# Hot and Cold



DANCE AND  
MOVEMENT




INCLUDING ALL CHILDREN

READ WITH ME


LISTEN UP








DANCE AND  
MOVEMENT



FEELING HOT, COLD AND WET  
¥ Hot and Cold ¥




# LEARNING LOG




# Hot and Cold





M  
U  
S  
I  
C




READ WITH ME


LISTEN UP

ARTS EXPERIENCE









# Weather Report




M  
U  
S  
I  
C




FEELING HOT, COLD AND WET  
¥ Breezy Chimes ¥





M  
U  
S  
I  
C



Children can move the chimes by swaying them or tapping them with a pencil or a little stick, such as a chopstick.



A drumbeat or American Sign Language signs for "start" and "stop" are other possible signals.



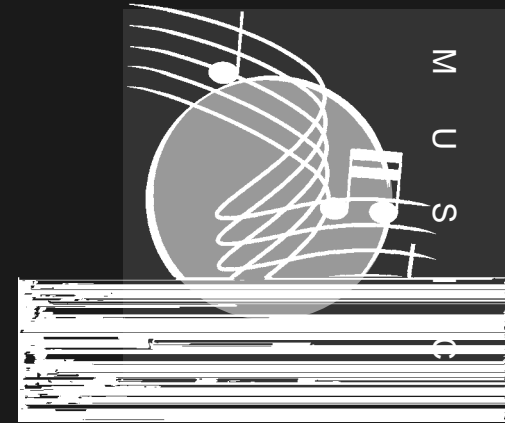
# LEARNING LOG




# Breezy Chimes



# Rain Song



Remember that the instruments listed in the music lessons may be used interchangeably among all the music lessons involving instruments. **Refer** to **Playing Our Own Instruments** in the **All About Me** section, **I Love a Parade** in the **How I Go From Here to There** section and **Instruments Around Us** in the **World Around Me** section.







# ARTS EXPERIENCE



